

MPLS Working Group  
Internet Draft

draft-aboulmagd-mpls-ldp-optical-uni-01.txt  
Expiration Date: June 2001

Osama Aboul-Magd  
Nortel Networks  
Raj Jain  
Nayna Networks  
LiagnYu Jia  
ONI Systems  
Bala Rajagopalan  
Tellium Inc.  
Robert Rennison  
Laurel Networks  
Yangguang Xu  
Lucent Tech  
Zhensheng Zhang  
Sorrento Networks

October, 2000

## LDP Extensions for Optical User Network Interface (O-UNI) Signaling

### Status of this Memo

This document is an Internet-Draft and is in full conformance with all provisions of Section 10 of RFC2026.

Internet-Drafts are working documents of the Internet Engineering Task Force (IETF), its areas, and its working groups. Note that other groups may also distribute working documents as Internet-Drafts.

Internet-Drafts are draft documents valid for a maximum of six months and may be updated, replaced, or obsoleted by other documents at any time. It is inappropriate to use Internet- Drafts as reference material or to cite them other than as "work in progress."

The list of current Internet-Drafts can be accessed at  
<http://www.ietf.org/ietf/lid-abstracts.txt>

The list of Internet-Draft Shadow Directories can be accessed at  
<http://www.ietf.org/shadow.html>.

### 1. Abstract

General requirements for signaling across the Optical UNI (O-UNI) are discussed in [1]. This draft describes extensions to the LDP protocol [2] to support those requirements. The LDP extensions described here address two areas:

- The addition of new TLVs to support the attributes required for lightpath establishment at the O-UNI

- Two new LDP messages to allow for the exchange of lightpath status information across the UNI.

## 2. Conventions used in this document

The key words "MUST", "MUST NOT", "REQUIRED", "SHALL", "SHALL NOT", "SHOULD", "SHOULD NOT", "RECOMMENDED", "MAY", and "OPTIONAL" in this document are to be interpreted as described in RFC-2119 [3].

## 3. Use of LDP for the O-UNI

This draft describes how LDP with extensions will be used as a signaling mechanism for the O-UNI. Several O-UNI abstract messages are defined in [1]. This draft specifies how to use the existing LDP messages for that purpose. Two new LDP messages are introduced to meet the requirements for the exchange of status information across the O-UNI.

### 3.1. Overview

LDP is one of the candidate protocols described in [1] for O-UNI signaling implementation.

Applying LDP at the O-UNI allows for:

- The reuse of already defined LDP messages and message formats
- The reuse of LDP session management and control procedures
- Additions to the already specified procedures for notification of errors.
- The reuse of the LDP security mechanism

Support for the O-UNI signaling requirements depends upon the use of the following LDP behaviors and mechanisms as defined in [2].

- Use of Basic and/or Extended discovery mechanisms.
- Use of the Label Request Message in downstream on demand label advertisement mode with ordered control.
- Use of the Label Mapping Message in downstream on demand label advertisement mode with ordered control.
- Use of the Notification Message.
- Use of the Withdraw and Release Messages.

Additional messages are defined to support the propagation of lightpath status information as defined in [1].

Additional TLVs are specified to support the lightpath attributes specified in [1].

## 4. O-UNI Session Management and Control

LDP messages that relevant to the O-UNI session management and control are Hello Message, Initialization Message, and KeepAlive Message.

### 4.1. Hello Message

This draft does not change the format or the procedures of the LDP Hello Message as described in section 3.5.2. of [2].

### 4.2. KeepAlive Message

This draft does not change the format or the procedures of the LDP KeepAlive Message as defined in section 3.5.4 of [2].

### 4.3. Initialization Message

The Initilaization Message is as defined in section 3.5.3 of [2] with the following modifications:

- The Label Advertisement Discipline (the "A" bit) is always set at 1 to indicate Downstream on Demand label distribution mode. Downstream on Demand is the only label distribution mode supported at the O-UNI. The assignment A=0 should result in generating a Notification Message with the appropriate error code.
- Loop Detection is always disabled, D=0. The assignment D=1 should result in generating a Notification Message with the appropriate error code.

## 5. The Use of LDP Messages for O-UNI

A set of abstract O-UNI messages is defined in [1]. Those abstract messages support the basic functions of the optical UNI. Those functions are,

- Lightpath Create: Creates a lightpath with certain attributes between two ends in the optical networks
- Lightpath Delete: Deletes an already existing lightpath
- Lightpath Modify: Modifies one or more of the attributes of already existing lightpath
- Lightpath Status Enquiry: Enquires about the status of an already existing lightpath

Each of the above functions is accomplished by a set of O-UNI messages using LDP protocol. The procedures for handling LDP messages across the optical UNI are augmented to add the additional O-UNI functionality. Common across the O-UNI are:

- The LDP FEC TLV should be ignored at the O-UNI since it has no significance, and
- The use of LDP messages for O-UNI does not change the semantics of the LDP Message ID.

### 5.1. Lightpath Create Action

Lightpath Create Action requires two messages, the lightpath Create Request and the Lightpath Create Response. The mapping of the LDP messages to fulfill the lightpath create action is:

- Lightpath Create Request: The create request function is achieved by the LDP Label Request Message. The Generalized Label Request TLV defined in [4] is used to convey some lightpath attributes to the network side.
- Lightpath Create Response: The create response function is achieved by the use of the LDP Label Mapping Message. The create response function makes use of the Generalized label defined in [4]. The Label Mapping procedures are limited to downstream on demand, ordered control mode with conservative label retention mode.

### 5.2. Lightpath Delete Action

Lightpath Delete Action requires two messages, the Lightpath Delete Request and the Lightpath Delete Response. The mapping of the LDP messages to fulfill the function of the lightpath delete action is:

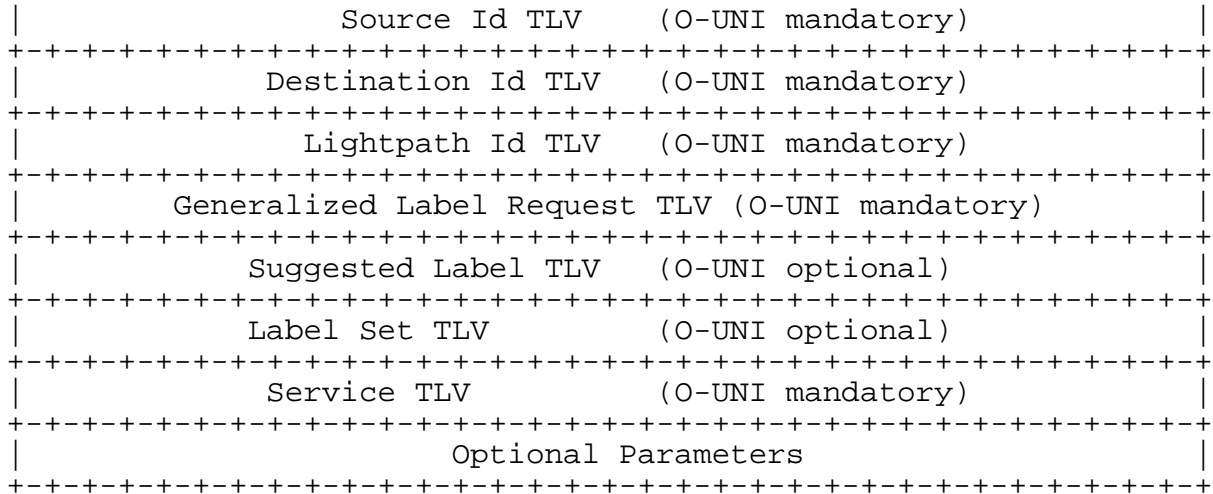
- Lightpath Delete Request: The delete request is achieved by the LDP Label Release Request Message. The Label Release Message is sent from the client or the network at any time after the establishment of the lightpath to delete it.
- Lightpath Delete Response: The delete Response is achieved by the LDP Label Withdraw Message. The Label Withdraw Message is sent from the client or the network in response to a Label Release Request.

### 5.3. Lightpath Modify Action

After a lightpath is setup, some of its attributes, e.g. bandwidth, may need to be changed by the network operator due to new requirements for the traffic carried on that lightpath. Lightpath Modify Action does not require the definition of new LDP messages. The modify action follows the procedure described in [5].

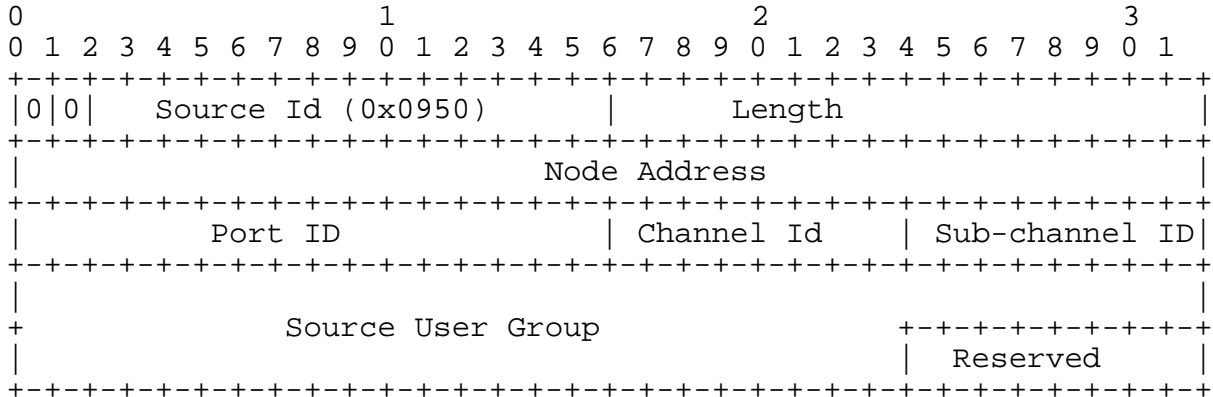
Lightpath modification can only be allowed when the lightpath is already established. The procedure described in [5] allows for modification of lightpath attributes without service interruption. Only modifications requested by the owner of a particular lightpath are allowed.





### 6.1.1 Source Id TLV

The Source Id TLV is an object that specifies the initiator (the calling party) of the lightpath creation request. The encoding of the Source Id TLV is:



#### Node Address:

The Node Address is the IPv4 address associated with the optical network element

#### Port Id:

Port Id is a two-octet unsigned integer indicating the port number in an optical network element

#### Channel Id:

Channel Id is a single octet unsigned integer indicating a channel with respect to the specified Port Id.

#### Sub-Channel Id:

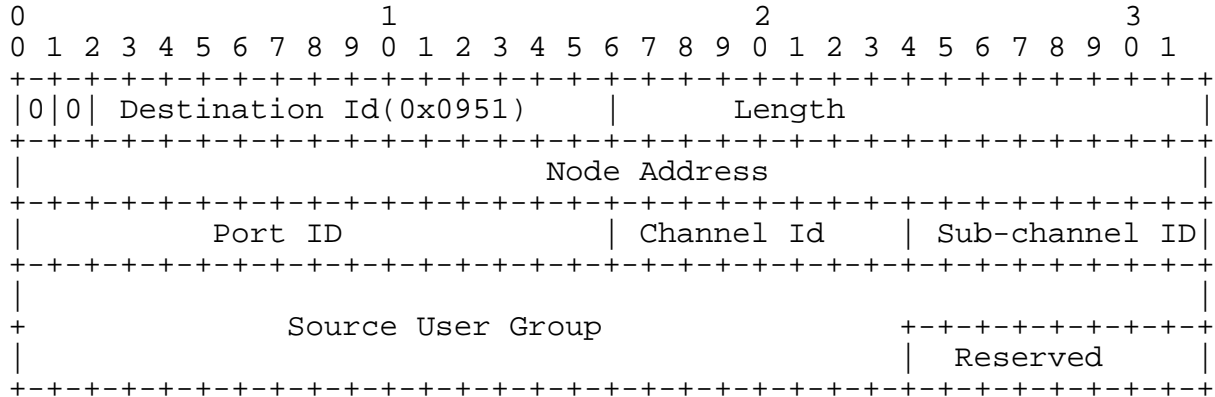
Sub-Channel Id is a single octet unsigned integer indicating a sub-channel with respect to the specified Channel Id.

Source User Group:

The Source User Group identifies the logical network or group to which the optical client belongs. The Source User group is the 7-octet structure as defined in [6].

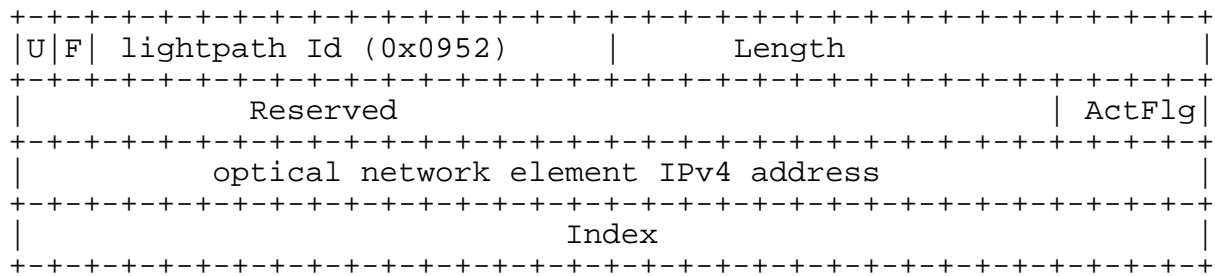
6.1.2. Destination Id TLV:

The Destination Id TLV has the same structure as the Source Id TLV. The format of the Destination Id TLV is:



6.2.3. Lightpath Id TLV

The format of the Lightpath Id is as follows:



ActFlag

A 4-bit field that explicitly indicates the action that should be taken on an already existing lightpath. A set of indicator code points is proposed as follows

- 0x0 = initial lightpath setup
- 0x1 = modify lightpath

Optical Network Element Ipv4 Address

The Ipv4 address of the optical network element

Index

A 4-octet field uniquely identifies a lightpath.

### 6.1.3. Generalized Label Request TLV

The Generalized Label TLV format and procedure are as defined in section 3.1 of [4]. It supports communication of characteristics (attributes) required for the lightpath(LSP) being requested. These characteristics include the desired link protection, the lightpath (LSP) encoding, and the lightpath (LSP) payload.

### 6.1.4. Suggested Label TLV

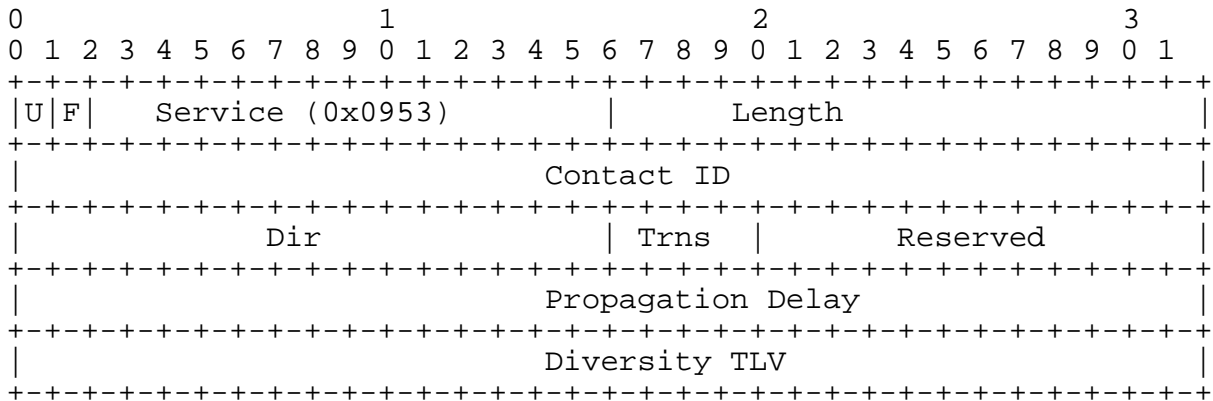
The Suggested Label TLV format and procedure are as defined in section 3.4. of [4].

### 6.1.5. Label Set TLV

The format and the procedure of the Label Set TLV is as described in section 3.5. of [4].

### 6.1.6. Service TLV

The Service TLV defines the service attributes requested by the network client. The encoding for the Service TLV is as follows:



Contact Id:

Contact Id is a 4-octet unsigned integer that uniquely identifies the lightpath owner. It is administratively used for call acceptance, billing, policy decisions, etc.

Dir, Directionality

Dir is 16-bit field that specifies the directionality of the requested lightpath. The allowed values are:



0x0000 = Uni-directional  
 0x0001 = Bi-directional  
 0x000n = Multi-Cast with n destinations

Trans, Transparency

Transparency is interpreted with respect to the LSP encoding and bandwidth. Trans is a 4-bit field that defines transparency requirements of the lightpath. For SONET/SDH the allowed values are:

0x0 = PLR-C  
 0x1 = STE-C  
 0x2 = LTE-C

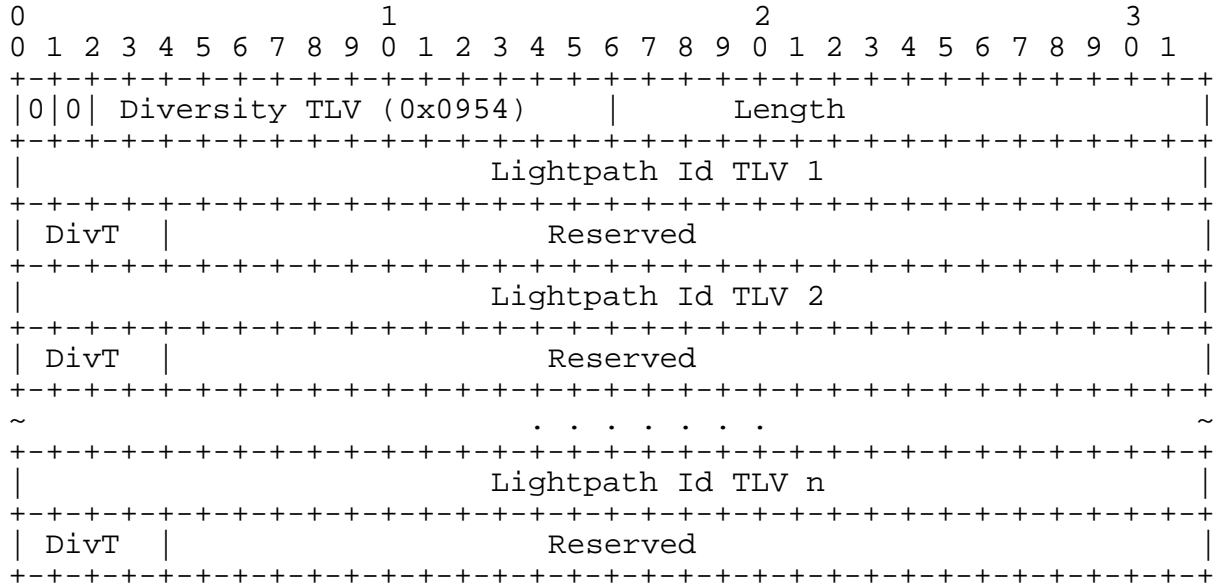
There are no transparency options for PDH, Digital Wrapper, and Ethernet.

Propagation Delay

Propagation Delay is a 4-octet field. It indicates the maximum acceptable propagation delay in ms. The recommended encoding for this parameter is the 4-octet IEEE floating point number.

Diversity TLV

Diversity TLV lists all the other lightpaths from which the requested lightpath MUST be diverse. It also specifies the type of diversity. Diversity is only valid within a single routing domain. The encoding of the Diversity TLV is as follows:



Lightpath TLV n:

is the Lightpath Id of the LSP from which the requested lighthpath must be diverse.

### DivT, Diversity Type

DivT specifies the manner by which the requested lightpath should be diverse. The allowed values are:

0x0 = Link diverse

0x1 = Node diverse

0x2 = Shared Risk Link Group (SRLG) diverse

### 6.1.7. Procedure

The O-UNI Label Request Message flows between an optical network client and the edge optical network element. Upon initiating the Label Request Message, the optical client sets the addresses in the optical network for the two ends of the lightpath (Source Id and Destination Id TLVs). For initial setup (ActFlg=0), the lightpath Id is set to all 0s when sent from the client to the network. The lightpath Id is assigned by the optical networks. It is globally unique within the optical network. The Lightpath Id is obtained by combining the IPv4 address associated with the optical network element and an integer index that is locally unique. The Lightpath Id is passed to the called client in the Label Request Message from the network to the optical client.

Upon the reception of the O-UNI Label Request Message, the edge optical network element might consult with a policy server to verify that the signaled attributes (including the verification of the Source and the Destination Ids) can be supported. Failure to support one or more of the lightpath attributes triggers the generation of the Notification Message with the appropriate error code.

After passing the edge optical network verification process, the edge optical network constructs the generalized MPLS message for lightpath aetup across the optical network. The generalized Label Request Message extracts information from the O-UNI Label Request Message with regard to the Generalized Label Request TLV, the Suggested Label TLV, and the Label Set TLV, whenever applicable. The methods and procedures described in [4] are then followed for end-to-end path setup.

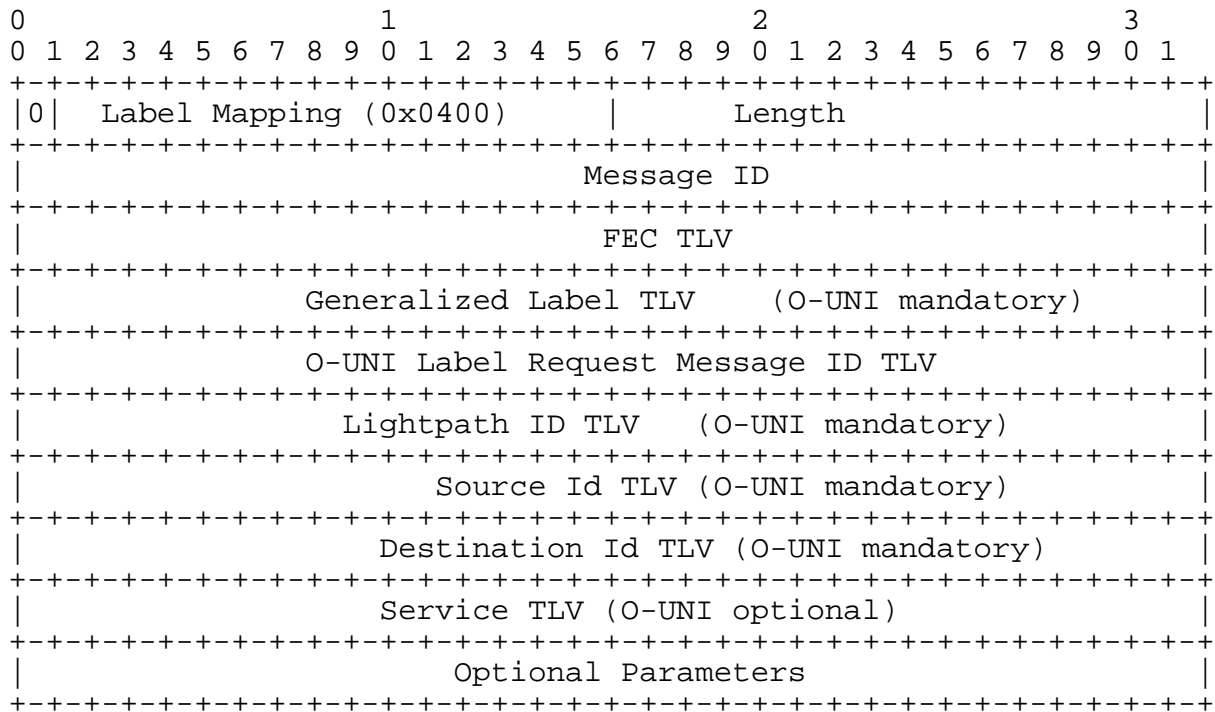
Lightpath modification request is achieved by the owner client sending a Label Request Message with ActFlg=1. In this case the lightpath is left unchanged as initially assigned by the network.

### 6.2. Label Mapping Message

The Label Mapping Message is as defined in 3.5.7 of [2] with the following modifications:

- The Label Mapping Message procedures are limited to downstream on demand ordered control mode.

The encoding of the O-UNI Label Mapping Message is as follows:



6.2.1. Generalized Label TLV

The Generalized Label TLV format and procedures are as in section 3.2. of [4].

6.2.2. O-UNI Label Request Message ID TLV

The O-UNI Label Request Message ID TLV has the same format and procedures as described in [7]

6.2.3. Procedure

The O-UNI Label Mapping Message flows between an optical network client and the edge optical network element.

The reception of the O-UNI Label Mapping Message signifies the successful establishment of a lightpath with the desired attributes. It also signifies the successful modification of one or more of the lightpath attributes.

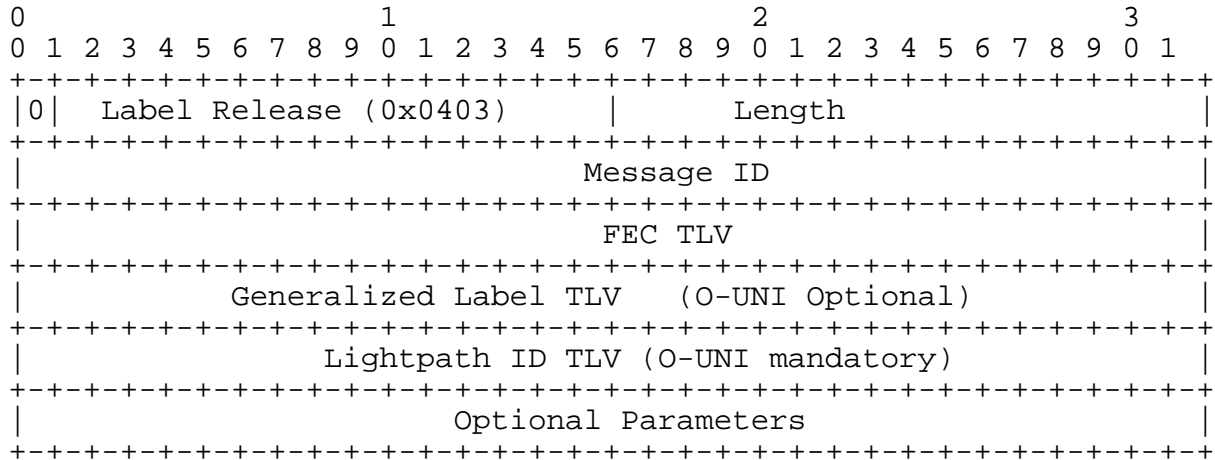
The network transports the assigned Lightpath Id to the calling client in the Label Mapping Message. This Lightpath Id value is used by the client and the network for the exchange of lightpath status information.

The O-UNI Label Mapping Message also includes a Generalized Label TLV. Its purpose is to indicate to the client label value, e.g. which wavelength, to be used.

The O-UNI Label Mapping Message optionally includes a Service TLV that summarizes the level of service extended from the optical network to its client. The Service TLV must be included for the cases where reserved lightpath attributes, e.g. its bandwidth, are different from those requested by the customer.

### 6.3. The Label Release Message

The format of the O-UNI Label Release Message is as follows:

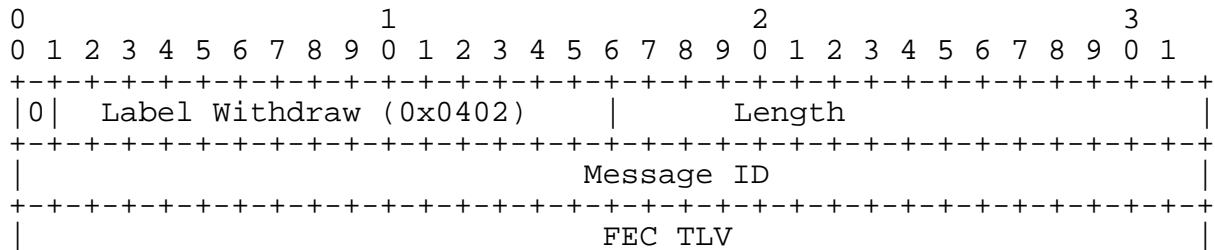


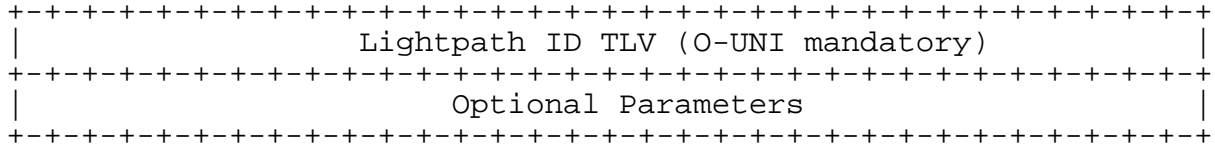
#### 6.3.1. Procedure

The procedure for the O-UNI Label Release Message is as described in section 3.5.11. of [2]. The O-UNI Label Release Message is sent by either the client or the network to indicate the desire to delete an already established lightpath. The O-UNI Label Release Message carries a mandatory lightpath Id to indicate which lightpath should be terminated.

### 6.4. The Label Withdraw Message

The format for the O-UNI Label Withdraw Message is as follows:





6.4.1. Procedure

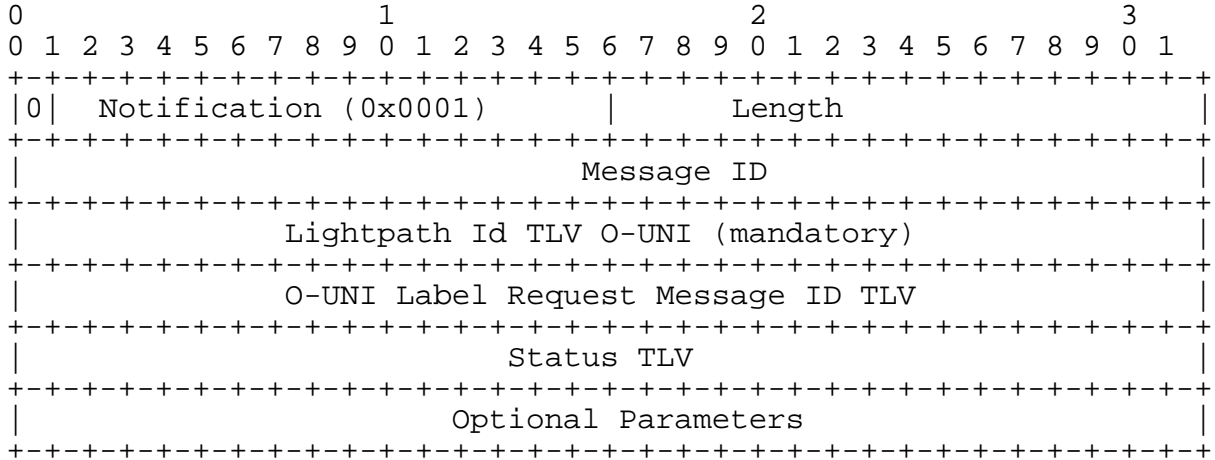
The procedure for the Label Withdraw Message follows that defined in section 3.5.10 of [2]. The Label Withdraw Message is sent by the network or the client in response to a Label Release Request.

The Label withdraw Message for O-UNI carries a mandatory lightpath Id. The reception of the Label Withdraw Message acts as an indication to the client or the network that the lightpath defined by its Lightpath Id has been terminated.

6.5. The Notification Message

The Notification Message is as defined in section 3.5.1. of [2] with the following modifications:

- The O-UNI Notification Message is sent autonomously from the network side of the O-UNI to the client to indicate the status of the lightpath request.
- The O-UNI Notification Message includes a mandatory Lightpath Id TLV

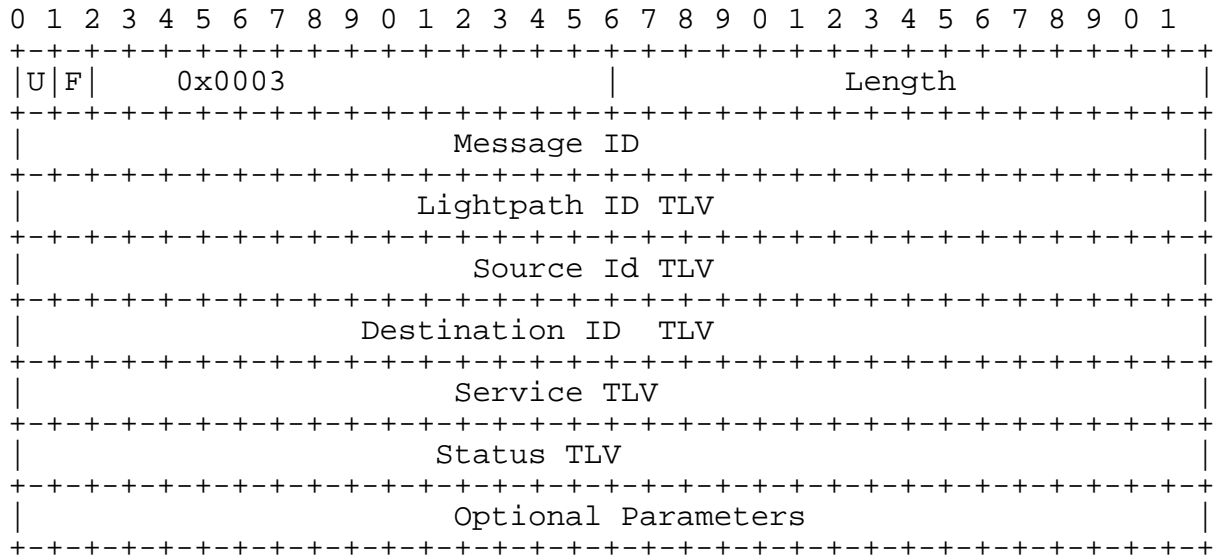


The Status TLV is as defined in section 3.4.6. of [2].

6.5.1. Procedure

The O-UNI Notification Message is used by the optical network to signal to its clients failure condition during or after the connection





### 6.7.1 Procedure

The Status Response Message is sent by either the client or the network in response to Status Enquiry Message. The Status TLV carries information that describes the current status of a connection (lightpath) as defined by the Lightpath Id TLV. The status of the connection is encoded using the LDP Status TLV.

The Status Response Message could optionally include lightpath attributes as defined by Source Id, Destination Id, and the level of service.

#### 6.7.1.1. Lightpath States

Connection States at the client side of the interface are:

- Null: no call exists
- Call Initiated: this state exist for an outgoing call when the client sends the Label Request Message, but has't yet received the Label Mapping Message from the network
- Call Present: this state exist for an incoming call when the client receives the Label Request Message from the network, but hasn't yet responded to it
- Active: This state exists for an incoming call when the client sends the Label Mapping Message to the network. The state also exist for an outgoing call when the initiating client receives the Label Mapping Message from the network.
- Release Request: this state exists when the client has requested the network to clear the end-to-end lightpath, i.e. the client sending the Label Release Message.
- Release Indication: this state exists when the client has received an disconnect indication because the network has

already disconnected the lightpath, i.e. when the client receives the Label Release Message.

Similar connection states exist at the network side of the interface. The Status codes for the lightpath states are:

0x0000100C = Null  
0x0000100D = Call Initiated  
0x0000100E = Call Present  
0x0000100F = Active  
0x00001010 = Release Request  
0x00001011 = Release Indication

## 7. Security Considerations

This security mechanisms defined in [2] shall be used.

## 8. References

- 1 Rajagopalan, B. et. al., "Signaling Requirements at the IP-Optical Interface (UNI)" draft-ip-optical-uni-signaling-00.txt, work in progress, July 2000.
- 2 Andersson, L., et. al., "LDP Specifications", draft-ietf-mpls-ldp-08.txt, work in progress, June 2000
- 3 Bradner, S., "Key words for use in RFCs to Indicate Requirement Levels", BCP 14, RFC 2119, March 1997
- 4 P. Ashwood-Smith, "MPLS Optical/Switching Signaling Functional Description" draft-ietf-mpls-generalized-signaling-00.txt, Work in Progress, October 2000.
- 5 Ash, J., et, al., "LSP Modification Using CR-LDP", draft-ietf-mpls-crlsp-modify-01.txt, work in progress, Feb. 2000.
- 6 Fox, B. and Gleeson, B., "VPN Identifiers", IETF RFC-2685, Sept. 1999.
- 7 Jamoussi, B. Editor, "Constraint-Based LSP Setup Using LSP", draft-ietf-mpls-cr-ldp-04.txt, work in progress, July 2000.



## Author's Addresses

Raj Jain  
Nayna Networks, Inc.  
157 Topaz St.  
Milpitas, CA 95035  
Phone: 408-956-8000x309  
Fax: 408-956-8730  
Email:raj@nayna.com

Zhensheng Zhang  
Sorrento Networks  
9990 Mesa Rim Road  
San Diego, CA 92121  
Tel: 858-646-7195  
e.mail:zzhang@sorrentonet.com

Robert Ronnison  
Laurel Networks  
2607 Nicholson Road  
Sewickley, PA 15143, USA  
Tel: +1 724-933-7330  
Email:robren@laurelnetworks.com

Osama S. Aboul-Magd  
Nortel Networks  
P.O. Box 3511, Station "C"  
Ottawa, Ont, K1Y-4H7  
Tel : 613-763-5827  
e.mail :osama@nortelnetworks.com

Bala Rajagopalan  
Tellium, Inc.  
2 Crescent Place  
Ocean Port, NJ 07757  
Email :braja@tellium.com

LiangYu Jia  
ONI Systems Corp.  
166 Baypoints Parkway  
San Jose, CA 95134  
Tel: 408-965-2743  
Fax: 408-965-2660  
e.mail:ljia@oni.com

Yangguang Xu  
Lucent Technologies Inc.  
21-2A41

1600 Osgood St.  
N. Anderson, MA 01845  
Tel : 978-960-6105  
e.mail :xuyg@Lucent.com

## .1 Copyright Statement

"Copyright (C) The Internet Society (date). All Rights Reserved. This document and translations of it may be copied and furnished to others, and derivative works that comment on or otherwise explain it or assist in its implementation may be prepared, copied, published and distributed, in whole or in part, without restriction of any kind, provided that the above copyright notice and this paragraph are included on all such copies and derivative works. However, this document itself may not be modified in any way, such as by removing the copyright notice or references to the Internet Society or other Internet organizations, except as needed for the purpose of developing Internet standards in which case the procedures for copyrights defined in the Internet Standards process must be followed, or as required to translate it into